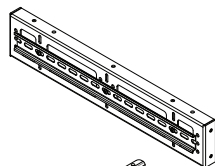


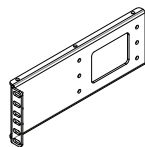
# IRP1029D 2U Din Rail Panel Installation

## Included in this package

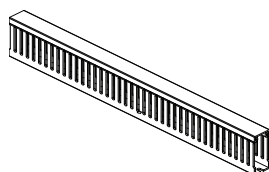
(1) 2U Din Rail Main Panel.



(2) 2U Ear Bracket



(1) PVC Wire Duct



(7) M4 x 8 Screws



(3) M4 Hex Nuts



(4) #12-24 x 5/8 Rack Screws

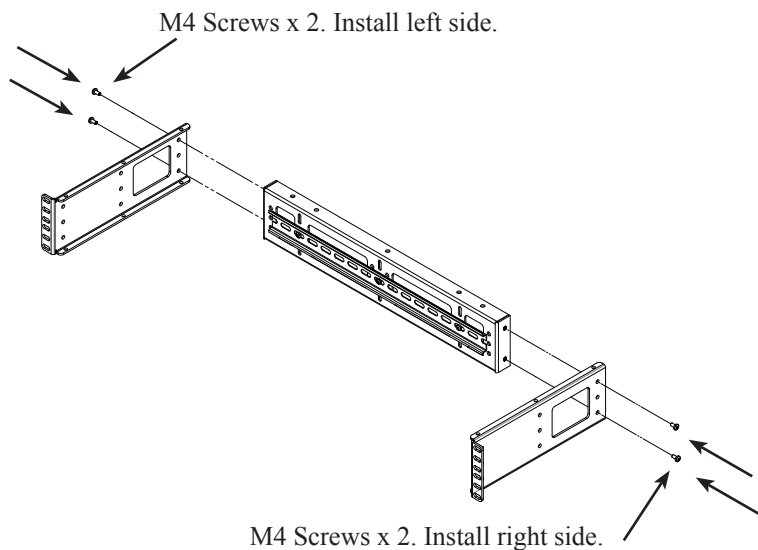


(4) #10-32 x 5/8 Rack Screws

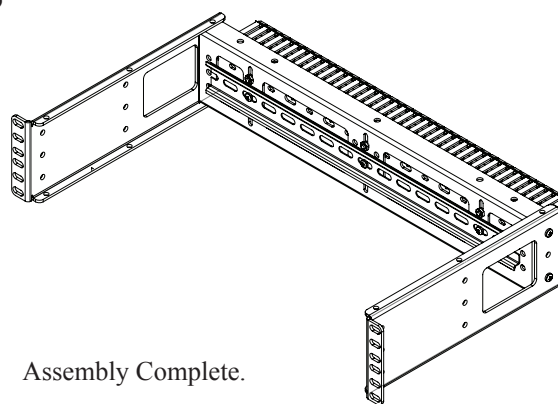


## Installation Steps

### Step 1 Install Ear Brackets



### Step 3



### (Optional) Center Mount Din Rail Panel

